

$B_s \rightarrow K^{*0} \bar{K}^{*0}$ *Fit status*

Paula Álvarez Cartelle

22/07/2009

Old PDF problems

- ▶ Problems with the old PDF
 - ▶ δ_1 and δ_2 distributions are not Gaussians.
 - ▶ There is a narrow peak in ϕ s distribution.
- ▶ Attempt to understand this wrong behaviour
 - ▶ It seems like the fit can not deal with small transversal amplitudes (R_{pa}, R_{pe})

ToyMC studies – 2fb^{-1}

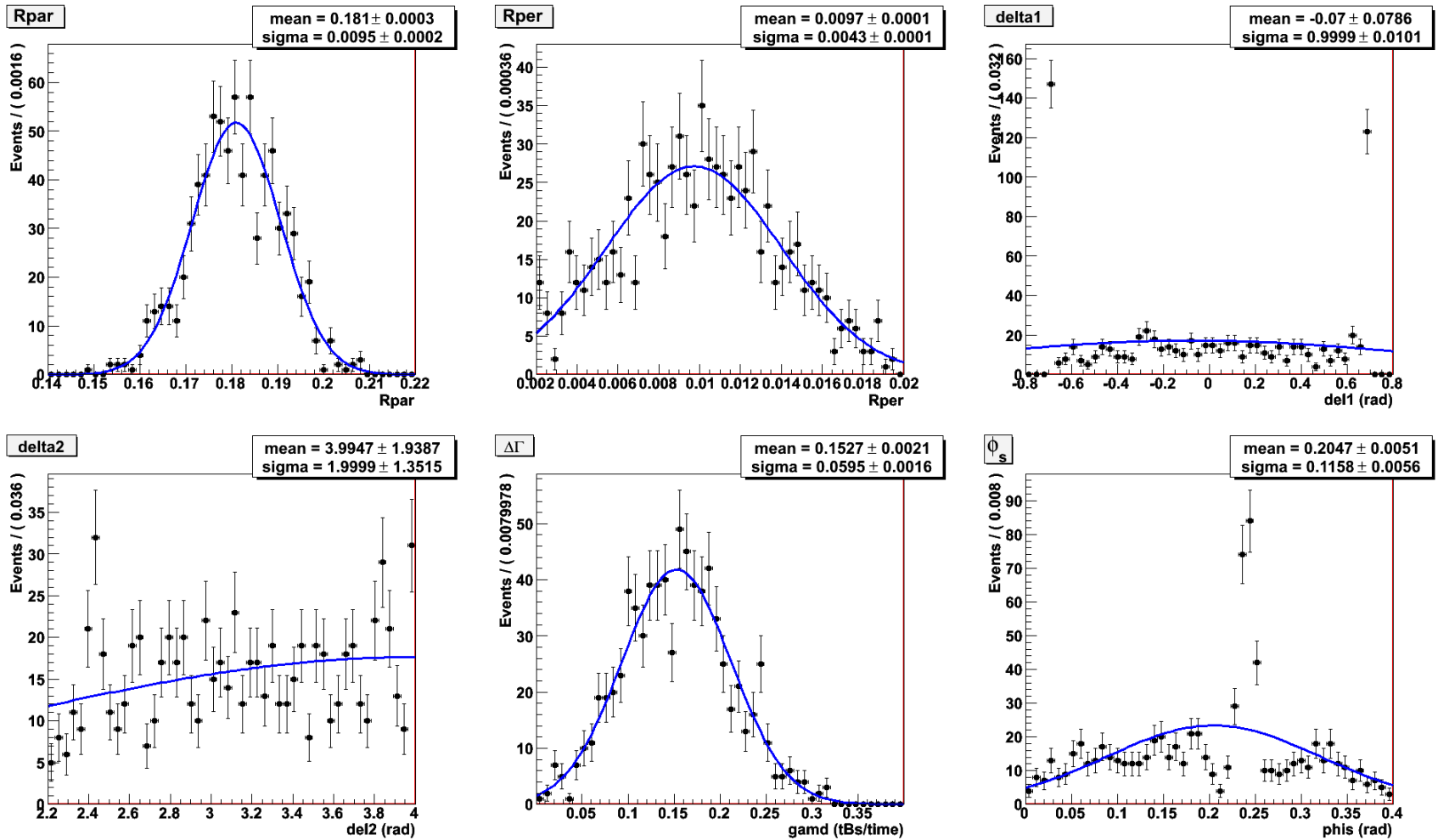
- ▶ 1000 Experiments of 4028 events each.
 - ▶ $F_{\text{sig}} = 0.5 \rightarrow N_{\text{sig}} = 2014$
- ▶ $\Delta\Gamma$ as free parameter.
- ▶ Γ s fixed.

Input Parameters

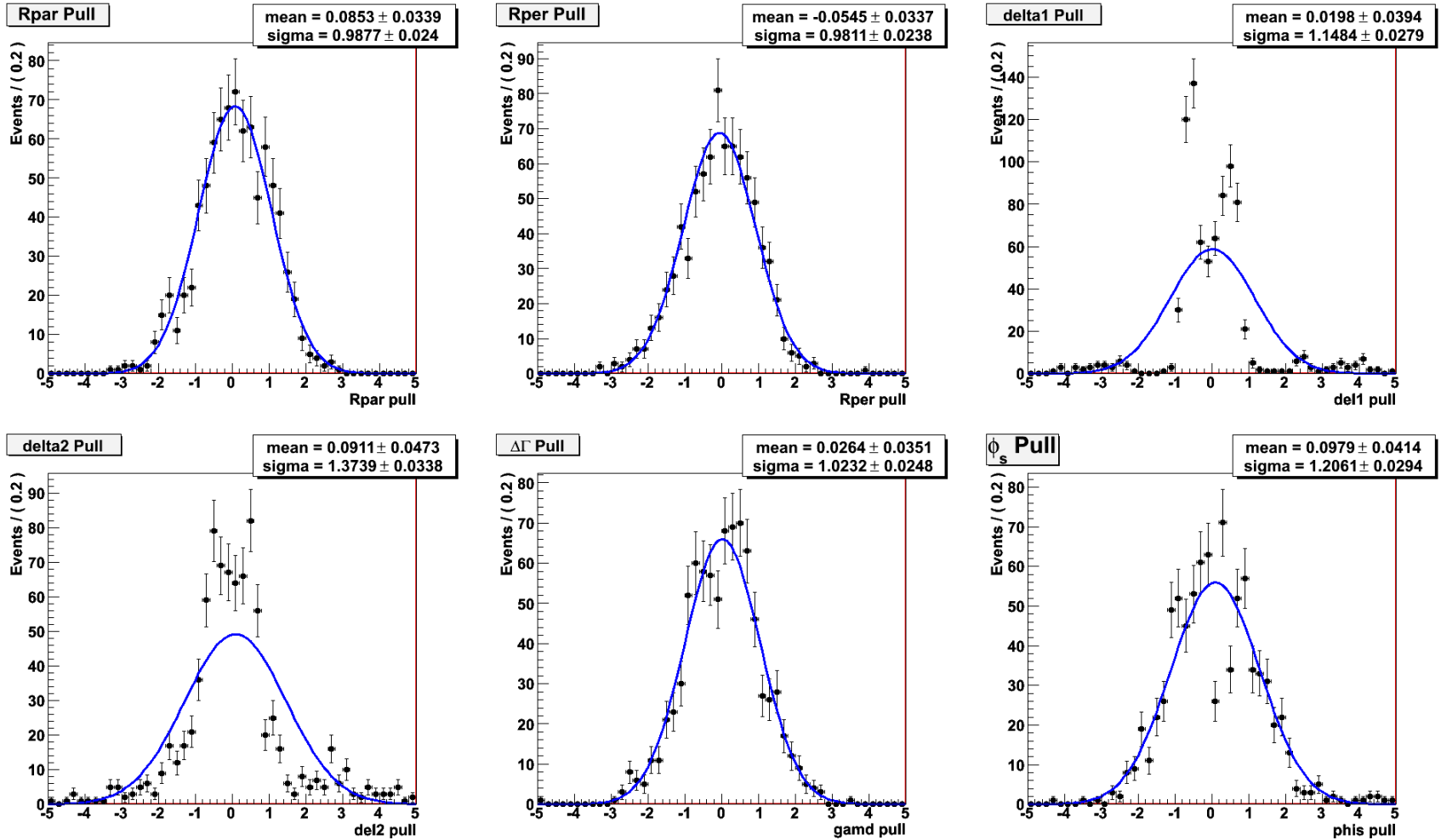
F_{sig}	$b_{\text{sig}} (\text{ps}^3)$	$\sigma_t (\text{ps})$	w_{mis}
0.5	0.027	0.045	0.3

<i>Parameter</i>	<i>Name</i>	<i>Value</i>
δ_1	del1	0
δ_2	del2	π
$ A_{\parallel} ^2$	Rpa	0.18
$ A_{\perp} ^2$	Rpe	0.01
$\Gamma_s = \frac{\Gamma_L + \Gamma_H}{2}$	gama	1.005
$\Delta\Gamma = \Gamma_L - \Gamma_H$	gamd	0.15
ϕ_s	phis	0.2

ToyMC studies – 2fb^{-1}



ToyMC studies – 2fb^{-1}



ToyMC studies – 2fb^{-1}

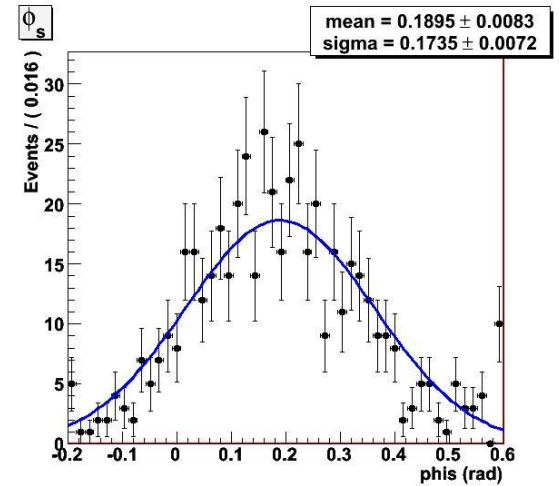
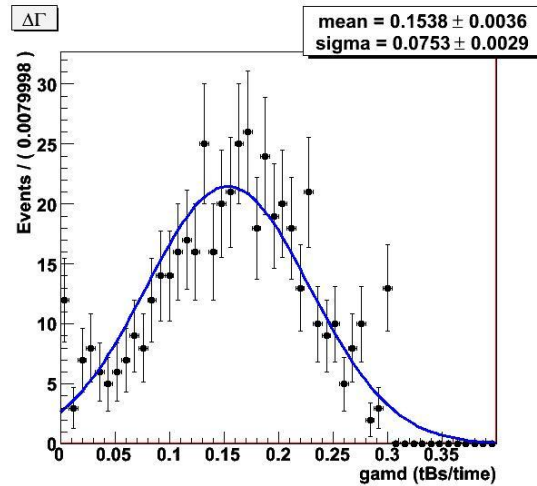
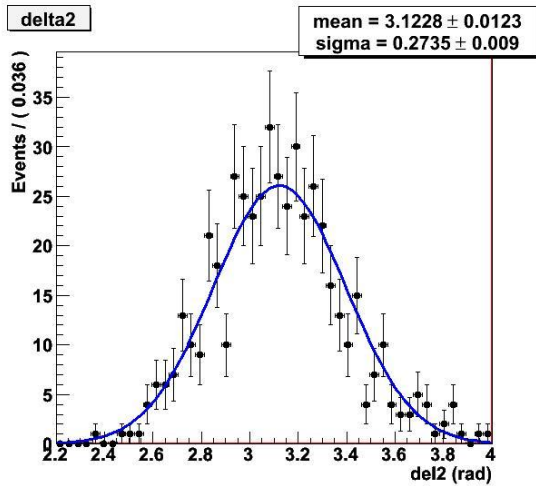
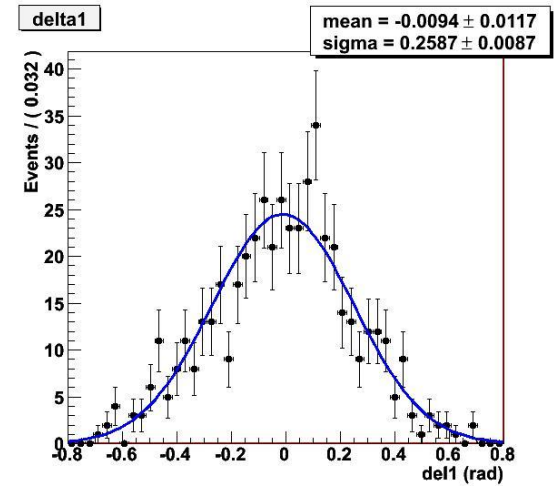
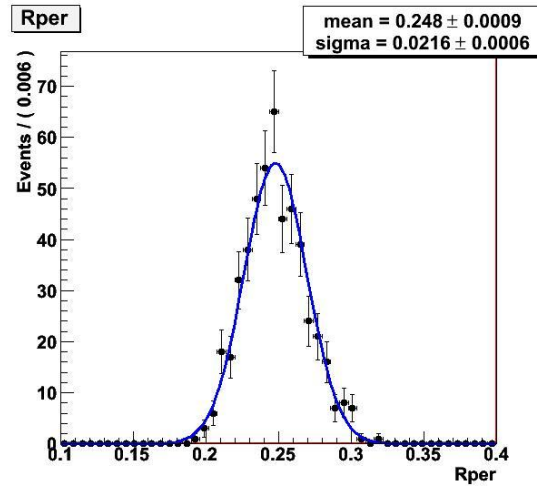
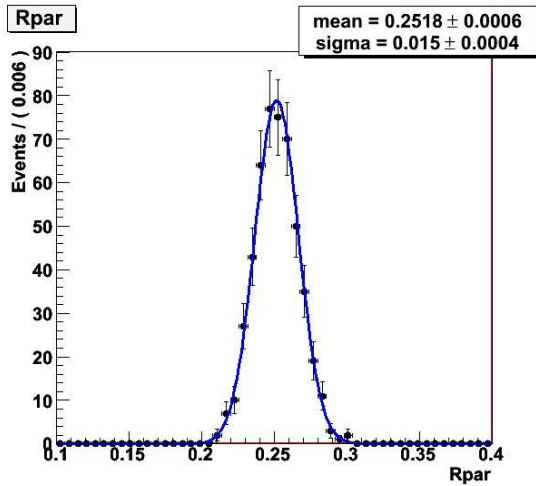
- ▶ 1000 Experiments of 4028 events each.
 - ▶ $F_{\text{sig}} = 0.5 \rightarrow N_{\text{sig}} = 2014$
- ▶ $\Delta\Gamma$ as free parameter.
- ▶ Γ s fixed.

Input Parameters

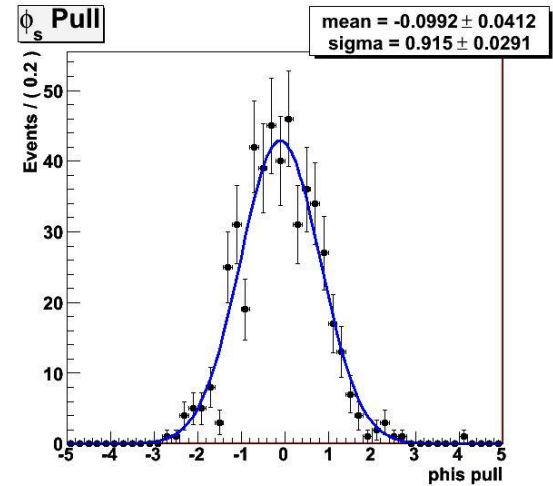
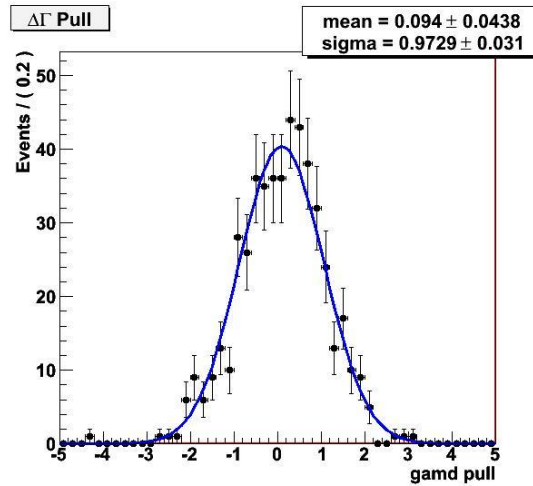
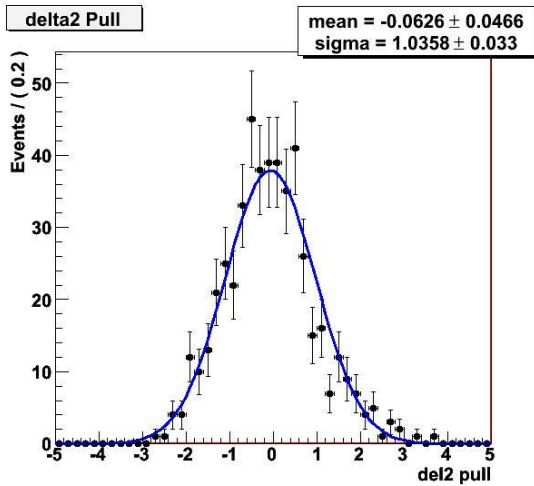
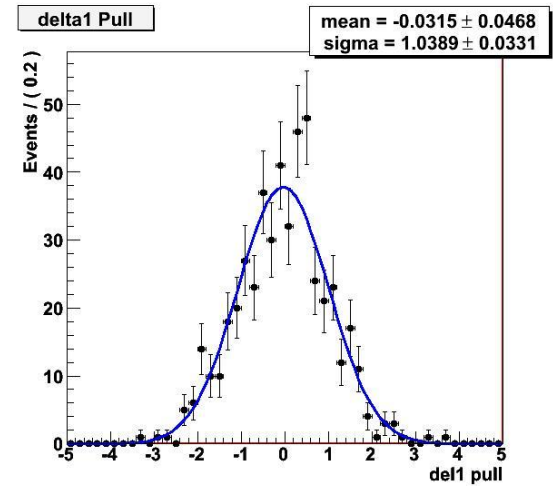
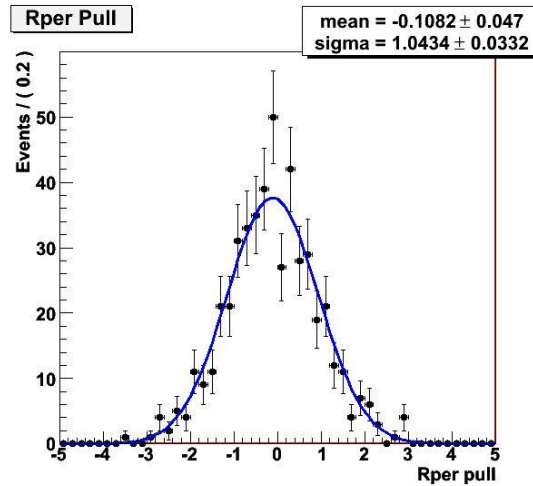
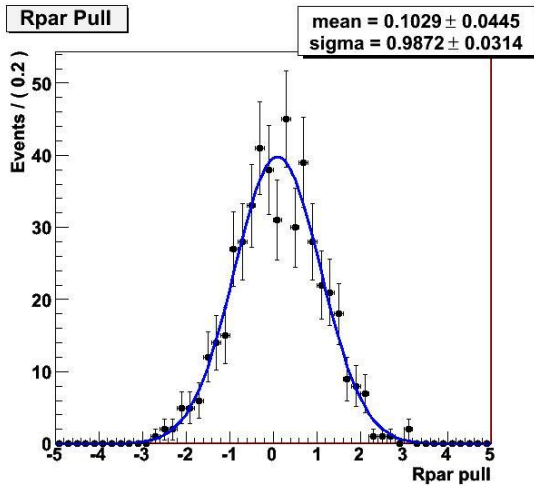
F_{sig}	$b_{\text{sig}} (\text{ps}^3)$	$\sigma_t (\text{ps})$	w_{mis}
0.5	0.027	0.045	0.3

<i>Parameter</i>	<i>Name</i>	<i>Value</i>
δ_1	del1	0
δ_2	del2	π
$ A_{\parallel} ^2$	Rpa	0.25
$ A_{\perp} ^2$	Rpe	0.25
$\Gamma_s = \frac{\Gamma_L + \Gamma_H}{2}$	gama	1.005
$\Delta\Gamma = \Gamma_L - \Gamma_H$	gamd	0.15
ϕ_s	phis	0.2

ToyMC studies – 2fb^{-1}



ToyMC studies – 2fb^{-1}



ToyMC studies – 2fb^{-1} – MIGRAD Status

